

What to do today

IMPORTANT Parent or Carer – Read this page with your child and check that you are happy with what they have to do and with any weblinks or use of the internet.

1. Read and enjoy *Make a Face* by Tony Mitton

2. Mood Faces

- Respond to the poem and complete the sheets: *Make a Face* and *Moody Faces*.

3. Write your own version of *Make a Face*


- Use *My Version of Make a Face* to write out a new poem of your own based on the poem you have read.
- The first two lines have been done for you. Can you keep the rhyming pattern the same in your poem?

Try these Fun-Time Extras

- Read the three *Tongue Twister Poems*. Try and learn one and say it to someone in your family. Can you say it really fast?!
- How did your mouth feel when you said your tongue twister? Write about it on *Twisted Tongues*.
- *What on earth is that on your face?* Draw a picture of your own face. Label all the different parts of your face using a rhyming word for each part (*A nose like a hose; Two eyes like pies*, etc.)

Make a Face

I can make a fat face,
a dog face, a cat face.
I can make a thin face,
a skinny little pin face.
I can make a mad face,
a horrid, mean and bad face,
a sick face, a sad face,
a rather like my dad face.
I can make a funny face,
a just as sweet as honey face.
I can make a happy face,
a sharp snarl and snappy face.
I can make a true face,
a just for me and you face.
But this face,
you ain't seen this face –
NO PLACE!



Tony Mitton

Moody Faces


Let's really look at this poem

- Use coloured pens to highlight all the pairs of rhyming words you can find in the poem. (Don't include face!)

I can make a fat face,
a dog face, a cat face.
I can make a thin face,
a skinny little pin face.
I can make a mad face,
a horrid, mean and bad face,
a sick face, a sad face,
a rather like my dad face.
I can make a funny face,
a just as sweet as honey face.
I can make a happy face,
a sharp snarl and snappy face.
I can make a true face,
a just for me and you face.
But this face,
you ain't seen this face –
NO PLACE!

- Think of all the different moods you can be in and how your face looks when you feel like that way.

- Now go on to the next activity . . .



Moods

Try looking in the mirror and pretending to be in that mood. Try looking happy, sad, sleepy, excited, hungry, bored, surprised – and angry!


Write your moody words below.



A rectangular frame made of colorful puzzle pieces (blue, yellow, red, green, grey) surrounding a white writing area divided into four horizontal sections.

Complete this sentence with a chosen mood and draw a picture of yourself

This is me when I am _____



A large empty rectangular box with a black border for drawing.

My Version of Make a Face

I can make a **fat** face,

a dog face, a **cat** face

I can make

I can make

I can make

But this face,
you ain't seen this face –
NO PLACE!

by _____

Three Tongue Twister Poems

Peter Piper

Peter Piper picked a peck of pickled pepper;
Did Peter Piper pick a peck of pickled pepper?
If Peter Piper picked a peck of pickled pepper,
Where's the peck of pickled pepper Peter Piper picked?

Anon

Camilla Caterpillar

Camilla Caterpillar kept a caterpillar killer-cat.
A caterpillar killer categorically she kept.
But alas the caterpillar killer-cat attacked Camilla
As Camilla Caterpillar catastrophically slept.


Mike Jubb

Dick's Dog

Dick had a dog
The dog dug
The dog dug deep
How deep did Dick's dog dig?


Dick had a duck
The duck dived
The duck dived deep
How deep did Dick's duck dive?

Dick's duck dived as deep as Dick's dog dug.



Trevor Millum

Twisted Tongues



When I read my tongue twister, this is what my mouth tongue and face felt like. *Start, My mouth felt...*

A rectangular writing area with a decorative border made of colorful puzzle pieces in shades of blue, yellow, red, and green. The interior of the box is divided into four horizontal sections by three lines, providing space for a student to write their response to the prompt above.

What on earth is that on your face?

