

Food Preference Flashcards




Teacher Notes

Fold each flashcard pair along the dotted line. Glue or laminate so you have a double-sided card.

Show your class the picture and prompt word (e.g. pommes) and ask, "Is this a masculine (singular), feminine (singular) or plural noun?"

Children hold up their le/la/les word fans to show their understanding.


Flip the flashcard to show the answer (e.g. les pommes)



twinkl.co.uk

les pommes

twinkl.co.uk



twinkl.co.uk

les poires


twinkl.co.uk



twinkl.co.uk

twinkl.co.uk

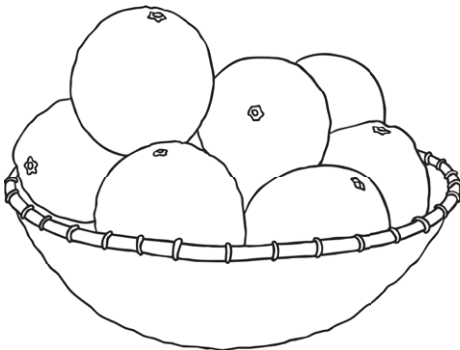
les prunes



twinkl.co.uk

twinkl.co.uk

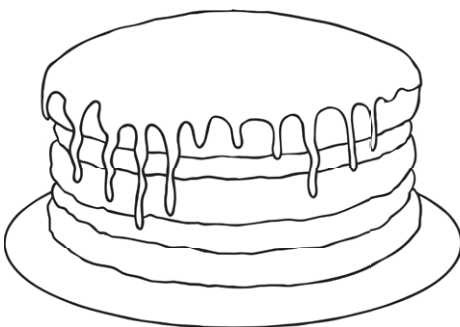
les fraises



twinkl.co.uk

twinkl.co.uk

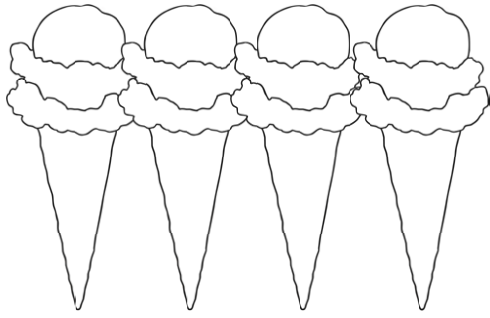
les oranges



twinkl.co.uk

twinkl.co.uk

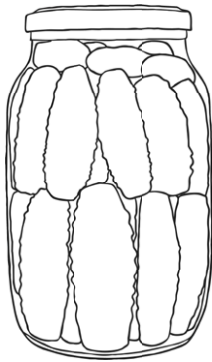
le gâteau



twinkl.co.uk

les cornets
de glace


twinkl.co.uk



twinkl.co.uk

les cornichons

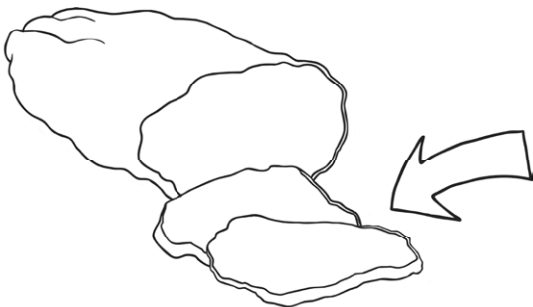
twinkl.co.uk



twinkl.co.uk

le fromage

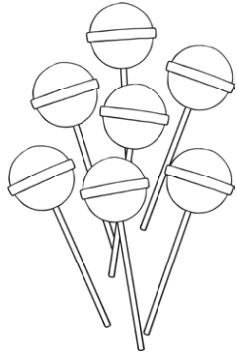
twinkl.co.uk



twinkl.co.uk

le saucisson

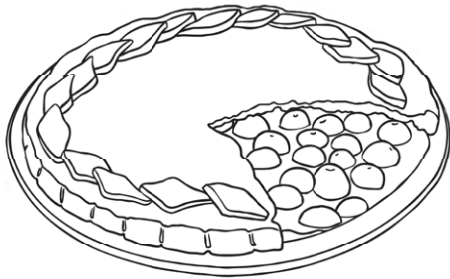
twinkl.co.uk



twinkl.co.uk

twinkl.co.uk

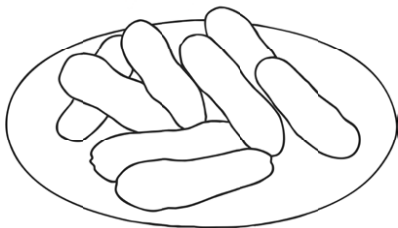
les sucettes



twinkl.co.uk

twinkl.co.uk

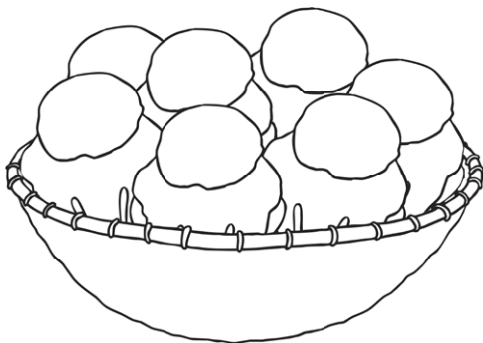
la tarte
aux cerises



twinkl.co.uk

twinkl.co.uk


les saucisses



twinkl.co.uk

twinkl.co.uk

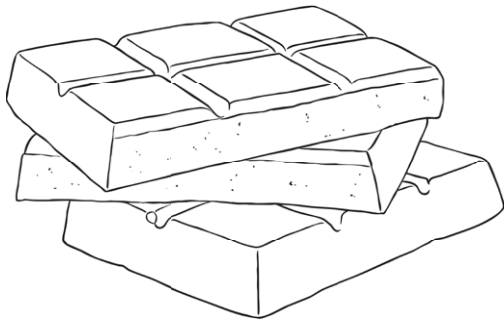
les brioches



twinkl.co.uk

la pastèque


twinkl.co.uk



twinkl.co.uk

le chocolat

twinkl.co.uk



twinkl.co.uk

la soupe

twinkl.co.uk