

Anglo-Saxons

Lesson 1: Who were the Anglo-Saxon Invaders?

Lesson Objectives

- To find out where the Anglo-Saxons came from
- To think about what it might have been like to be an Anglo-Saxon invader coming to Britain

Resources:

- Slides: Lesson 1
- Resource 1A
- Resource 1B
- Resource 1C
- Globe (optional)

Starter

Ask the pupils to imagine that they are historians and they have been called to the scene of an archaeological dig. Look at the pictures of the items discovered and ask pupils to discuss what kind of person the artefacts might have originally belonged to. Ask pupils to make notes on their sheet **Resource 1A** and then feed their ideas back to the class.

Main Input

Use the *Main Input* slides to find out more about who the Anglo-Saxons were and where they came from, emphasising that there were different tribes of invaders that collectively became known as the Anglo-Saxons, although the tribes came from a number of different countries. Show pupils the map from **Resource 1B** and ask them to identify the main tribes of invaders and where each was from.

Ask pupils to choose one of the tribes and answer the questions on the slide.

Ask pupils to look at the map again to see which tribe of invaders would have landed closest to where your school is located. (*Optional extension: challenge pupils to locate the countries from the map on a globe and trace with their finger the journeys made by the invaders.*)

Activity

Explain to pupils that they are going to make a profile page for an Anglo-Saxon invader. Using the template provided in **Resource 1C**, pupils will fill in the information as if they were an invader from one of the tribes they identified on the map. They can also include an Anglo-Saxon selfie, using either a drawing or a printed photograph of their faces. Remember to leave **Resource 1B** out for children to see their map.

More Support: Support children who need help to understand the information shown on the map. You may wish to give these children printed copies of the map from **Resource 1B** and felt tip pens to record over the route of their chosen tribe. They can then use this information to fill in their profile.

More Challenge: As an extension task or homework project, ask pupils to write a diary of the invader they have chosen for their profile page. They should recount what it was like to cross the sea to Britain and to land on the coast.

Spot check

Use the *Spot Check* slide to check that pupils have understood the main reason the invasions were successful.

Plenary

Ask for a volunteer to 'hotseat' as an Anglo-Saxon invader. The other pupils can think of questions to ask the invader about his journey to Britain.
Use the *Something to Think About* slide to compare immigration in Anglo-Saxon times and today. Be aware that the topic of immigration can be a sensitive issue and needs handling with empathy, but it is an important topic to discuss.

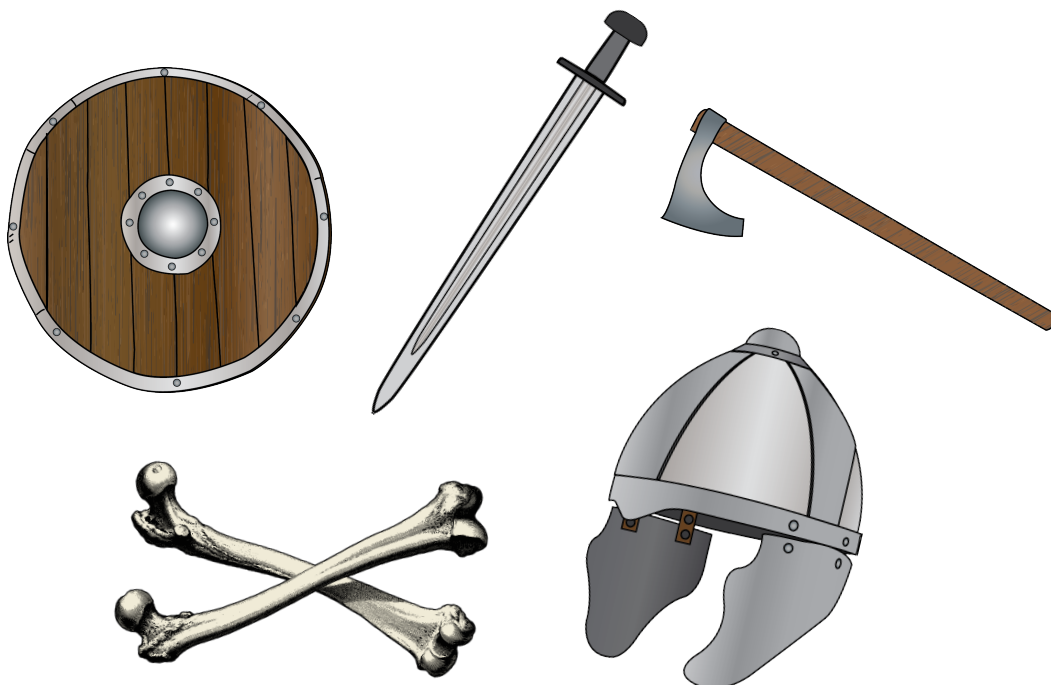


Resource 1a

Archaeologist HQ!

Welcome to the headquarters of the KS2History archaeological team!

Today you have been called out to the site of a dig. Have a look at the items discovered and then work in pairs to answer questions about their mystery owner.



Where did the owner come from?

What sort of job did he have?

What might he have been trying to do?

How long ago might he have been alive?

Resource 1b

Where did the Anglo-Saxons come from?


Look at the map showing different tribes of invaders at the start of the Anglo-Saxon period. What are the names of each tribe and where did they come from?



Resource 1c

Profile Page: An Anglo-Saxon Invader

Name		Age	
Which country did you come from?			
Which tribe do you belong to?			
Where are you going to settle?			
Your Selfie:			How did you travel to Britain?



Suggested Names

Jute: Hengist, Horsa, Wihtgils
Saxon: Aelle, Cerdic, Cynric
Angle: Ida, Eoppa, Ingwy



Anglo-Saxons: Download the full unit from [KS2History.com](https://www.ks2history.com) or TES



Like this resource?

We also have units for other history topics, like the [Romans](#), the [Stone Age](#) and the [Egyptians](#). Find out more at [ks2history.com](https://www.ks2history.com).








Image Credits

Unless otherwise stated, all images contained in this resource are either produced by KS2History or are sourced from:

<https://www.teacherspayteachers.com/Store/The-Painted-Crow>

<https://www.teacherspayteachers.com/Store/Chikabee>

www.pixabay.com

www.openclipart.com

Copyright ©Ks2history.com 2018.

Please do not copy, share, resell or redistribute this resource without permission.

